

A SUMMARY OF IOWA BICYCLING LAWS

OBEDIENCE TRAFFIC SIGNS AND SIGNALS

Bicyclists are responsible for knowing and obeying all traffic laws. In order to reinforce the fact that bicycles belong on the road, bicyclists must obey traffic laws and be courteous to other road users.

NEVER RIDE AGAINST TRAFFIC

Motorists and other cyclists aren't looking for a bicyclist on the wrong side of the roadway. Riding on the wrong side increases the likelihood and the severity of head-on collisions.

FOLLOW LANE MARKINGS

Like other traffic, bicyclists must follow lane markings. Bicyclists can't turn left from the right lane or go straight on a right-turn-only lane.

USE HAND SIGNALS

Hand signals tell motorists what you intend to do. Signal as a matter of law, courtesy and self-protection.

BICYCLE PERMIT

The City of Ames recommends bicycle owners in the community register their bikes. To make this program as simple as possible, the City has teamed with Iowa State University to develop one University/City registration tag that is free and non-expiring. Bicycle owners fill out a short form either in person at City Hall or online. Your information is recorded in our system and you receive a sticker with a registration number to affix to your bike. It's that easy! You will need to know the

make, model, type of bike, serial number, speeds, color, and style to complete the registration process. To register online go to: www.cityofames.org/bikepermit.

DON'T PASS ON THE RIGHT

Motorists are not looking for a bicyclist to pass on the right. Passing must be done at a safe distance to the left. The return to the right side of the road must not be made until there is a safe, clear distance in front of the passed vehicle.

RIDE ON THE RIGHT

When no shoulder is available, move as far to the right as is practical and safe. Bicyclists must ride in the right-hand lane, and when being overtaken by another vehicle, must ride as close to the right as practical while still allowing room to react to broken glass, sewer grates, and other road conditions that may affect the operation of the bicycle.

BICYCLE AND TRAFFIC VIOLATIONS:

Bicyclists who violate traffic laws are subject to the same fines as motor vehicle drivers.

USE LIGHTS AT NIGHT

Every bicycle being used at night must be equipped with a white light on the front and a red light or reflector on the rear; both must be visible for at least 300 feet.

DON'T RIDE BICYCLES ON INTERSTATE HIGHWAYS

Bicyclists are prohibited, by law, from using interstate highways in Iowa.

PATH ETIQUETTE

All Users

- Use the right side of the trail unless otherwise designated.
- Move to the side when conversing or taking in a scenic view.
- Let other users know when you are passing them.
- Always pass on the left.
- Keep dogs on a leash; remove pet feces from trail.
- Obey all traffic signs.

Bicyclists

- Yield to pedestrians and give audible warning when passing other users.
- Ride at a safe speed.

Pedestrians, Runners, and Rollers

- Stay to the right of the trail unless otherwise designated.
- Be especially alert when running.
- Listen for audible signals and allow faster trail users to pass safely.

SAFETY TIPS FOR BICYCLISTS

Always wear a helmet.

Ride on the right. Ride in the right lane, except when passing another vehicle, preparing for a left turn, or avoiding hazards.

Never ride against traffic. Always ride with the flow of traffic.

Obey traffic signs and signals. Use hand signals to advise motorists you plan to turn, change lanes, or stop.

Make eye contact with motorist. Never assume a motorist sees you or that you have the right-of-way. Expect the unexpected, such as parked vehicles pulling into traffic, vehicle doors opening into your path, and debris on the road.

At night, use a headlight, taillight, and reflectors.

SAFETY TIPS FOR MOTORISTS

Do not honk your horn at bicyclists. They may be startled and lose control.

Use extra caution when passing bicyclists. Move entirely into the left lane; on a two-lane road, don't pass a bicycle if oncoming traffic is near.

Bicyclists might swerve to avoid road hazards. Common road hazards for bicyclists are potholes, debris, drainage grates, railroad tracks, and narrow bridges.

Be careful when opening your vehicle door. Road widths often force bicyclists to ride close to parked vehicles where they might be injured by an opening door.

When in doubt, yield to bicyclists.



City of Ames Shared Use PATH MAP



Smart Choice

SHARING THE ROAD WITH BICYCLES

All around Iowa, people are discovering the many environmental, health, and transportation benefits of bicycle riding. With some simple reminders of common rules of the road, bicyclists and motorists can safely share the road. Under Iowa law, both bicyclists and motorists must comply with the same rules of the road and be afforded the same rights. Sharing the road means sharing these rights and responsibilities.

AMES REGULATIONS

Ride with no more than two bicycles side-by-side while on a city street, except on designated bicycle paths.

Operate a bicycle equipped with a brake that will enable a braked-wheel skid on dry pavement.

Operate at reasonable and appropriate speeds under existing conditions.

Yield the right-of-way on an off-street bicycle path to traffic traveling on a public roadway.

Yield the right-of-way and give audible signals before overtaking pedestrians.

Yield the right-of-way to pedestrians on sidewalks, in designated crosswalks, and to traffic on streets, when emerging from alleys, driveways, and buildings.

Don't be attached to or towed by any vehicle.

Don't carry articles that prevent the rider from having at least one hand on the handlebars.

Don't operate a bicycle on sidewalks along Main Street (from Duff to Clark), Welch Avenue (Chamberlain to Lincoln Way), and Lincoln Way (Stanton to Hayward).

Don't operate a bicycle on Grand Avenue.

BE AWARE OF ALL MODES OF TRANSPORTATION AND LOOK OUT FOR EACH OTHER.

- Share the road.
- Make yourself visible.
- Always be aware.
- Respect each other.
- Take your time.









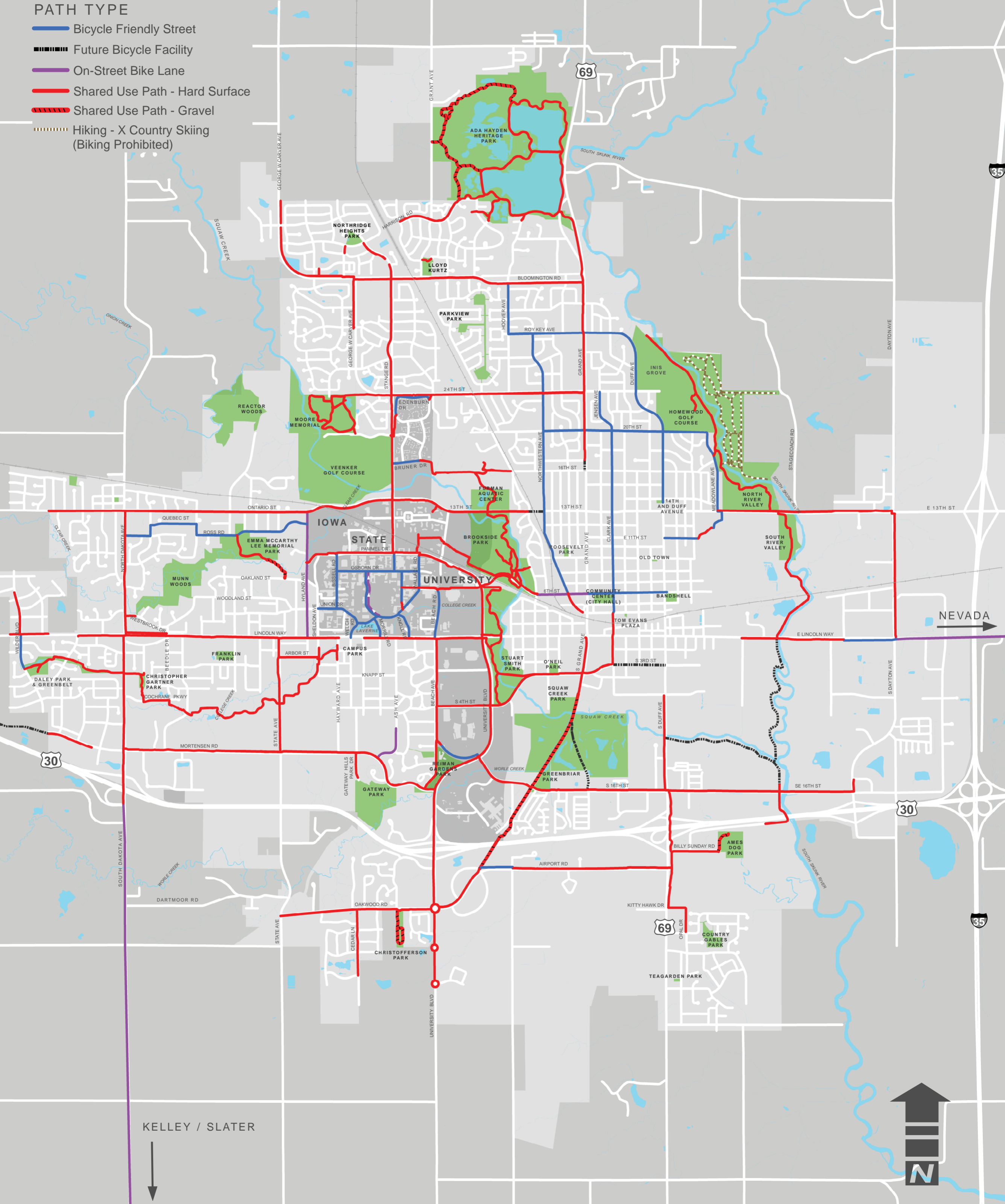


CITY OF Ames™

SHARED USE PATHS

PATH TYPE

-  Bicycle Friendly Street
-  Future Bicycle Facility
-  On-Street Bike Lane
-  Shared Use Path - Hard Surface
-  Shared Use Path - Gravel
-  Hiking - X Country Skiing (Biking Prohibited)



NEVADA

KELLEY / SLATER

